

A red, multi-pointed starburst graphic with a white outline, positioned on the left side of the slide. It has several points of varying lengths, creating a dynamic, star-like shape.

**Red Tasks  
PowerPoint**

# MATHS

The focus for Maths this week is continuing with Measurements and we are now looking at things being light and heavy.

We are going to be sticking with measurements and like the rest of the children in Year 2, we will still be looking at mass. Our main objects that we want you to focus on over the week are:

- Being able to identify the lighter object and the heavier of 2 objects.
- To order 3 objects in lightest to heaviest.

Activities that you might want to do to help you reach these goals could be:

Look around the house and find a group of different objects. You might want to then sort these items in to all items that are heavy and all items that are light.

You may also want to find some different objects from around the house for your child to sort into order of lightest to heaviest.




You may find some pictures of animals and print these off and see if your child is able to sort the animals into these two groups.

To *challenge* your child a little further you might want to throw in some animals that might be the same and see if they are able to identify this.

Can your child draw a picture of something that they have seen that they think might be heavy?

When you are on a walk out with your child or even at home you might want to ask them if they can find something lighter than a car for example. Can they find something lighter than a leaf in the park?

# MATHS



# MATHS



**Heavy**

Light

---



**Heavy**

Light

---



**Heavy**

Light

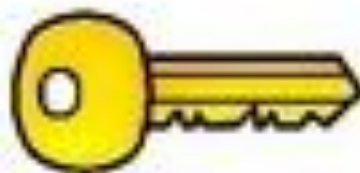
---



**Heavy**

Light

---















**Heavy**

Light

---

# MATHS

Which Weighs More?

	or	
	or	
	or	
	or	
	or	
	or	

# MATHS

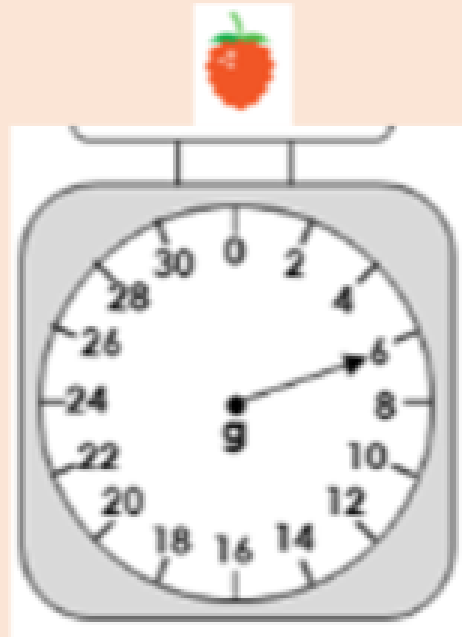
## Measuring mass in grams

### Steps to Success

1. Read the number that the arrow is pointing to on the scales.
2. Record the number with the word 'grams' after it or this can be written as 'g' in short.

Today we are going to look at grams.

Grams are used to weigh light objects. You might use grams when baking to measure the weight of ingredients.



I can see that this strawberry weighs 6 grams. I know this because it is the only object on the scales and the arrow is pointing at the six. In the middle of the scales, I can see the letter g – this means grams.



This week in writing, we will be continuing to use word banks to build and create a simple sentence. To start you off, we have created a word bank which links to pictures about the Great Fire of London. Use the words in the word bank, your common exception words and your prior knowledge to write your simple sentence.

**Challenge** - Try to remember using a capital letter and a full stop.

You can create word banks for anything so pick a topic you enjoy, think of words to go into your word bank and write some simple sentences.



Encourage children to spell words using their phonics knowledge.

The city was on fire.

Year 1 and 2 Common Exception Words

Year 1			Year 2			
the	they	one	don't	gold	plant	clothes
a	be	once	floor	hold	path	busy
do	he	ask	poor	told	bath	people
to	me	friend	because	every	hour	water
today	she	school	find	great	move	again
of	we	push	kind	break	prove	half
said	no	pull	mind	steak	improve	money
says	go	full	behind	pretty	sure	Mr
are		house	child	beautiful	sugar	Mrs
were	by	our	children	after	eye	parents
was	my		wild	fast	could	Christmas
is	here		climb	last	should	everybody
his	there		most	past	would	even
has	where		only	father	who	
I	love		both	class	whole	
you	come		old	grass	any	
your	some		cold	pass	many	

fire

London

city

smoke

bucket

house

bakers

Pudding Lane

King Charles

Samuel Pepys

diary

water pump

axe

River Thames

St Paul's Cathedral

burned

destroyed





## Year 1 and 2 Common Exception Words


### Year 1


the	they	one
a	be	once
do	he	ask
to	me	friend
today	she	school
of	we	put
said	no	push
says	go	pull
are	so	full
were	by	house
was	my	our
is	here	
his	there	
has	where	
I	love	
you	come	
your	some	

### Year 2


door	gold	plant	clothes
floor	hold	path	busy
poor	told	bath	people
because	every	hour	water
find	great	move	again
kind	break	prove	half
mind	steak	improve	money
behind	pretty	sure	Mr
child	beautiful	sugar	Mrs
children	after	eye	parents
wild	fast	could	Christmas
climb	last	should	everybody
most	past	would	even
only	father	who	
both	class	whole	
old	grass	any	
cold	pass	many	

twinkl

fire 

London 

city


smoke 


bucket 


house 


bakers 


Pudding Lane

King Charles 


Samuel Pepys 

diary 

water pump 

axe 

River Thames 

St Paul's Cathedral 

burned

destroyed 



## Year 1 and 2 Common Exception Words


### Year 1


the	they	one
a	be	once
do	he	ask
to	me	friend
today	she	school
of	we	put
said	no	push
says	go	pull
are	so	full
were	by	house
was	my	our
is	here	
his	there	
has	where	
I	love	
you	come	
your	some	

### Year 2


door	gold	plant	clothes
floor	hold	path	busy
poor	told	bath	people
because	every	hour	water
find	great	move	again
kind	break	prove	half
mind	steak	improve	money
behind	pretty	sure	Mr
child	beautiful	sugar	Mrs
children	after	eye	parents
wild	fast	could	Christmas
climb	last	should	everybody
most	past	would	even
only	father	who	
both	class	whole	
old	grass	any	
cold	pass	many	




fire 


London 

city


smoke 


bucket 


house 


bakers 


Pudding Lane

King Charles 


Samuel Pepys 

diary 

water pump 

axe 

River Thames 

St Paul's Cathedral 

burned

destroyed



## Year 1 and 2 Common Exception Words

### Year 1


the	they	one
a	be	once
do	he	ask
to	me	friend
today	she	school
of	we	put
said	no	push
says	go	pull
are	so	full
were	by	house
was	my	our
is	here	
his	there	
has	where	
I	love	
you	come	
your	some	

### Year 2


door	gold	plant	clothes
floor	hold	path	busy
poor	told	bath	people
because	every	hour	water
find	great	move	again
kind	break	prove	half
mind	steak	improve	money
behind	pretty	sure	Mr
child	beautiful	sugar	Mrs
children	after	eye	parents
wild	fast	could	Christmas
climb	last	should	everybody
most	past	would	even
only	father	who	
both	class	whole	
old	grass	any	
cold	pass	many	




fire 


London 

city


smoke 


bucket 


house 


bakers 


Pudding Lane

King Charles 


Samuel Pepys 

diary 

water pump 

axe 

River Thames 

St Paul's Cathedral 

burned

destroyed



## Year 1 and 2 Common Exception Words


### Year 1


the	they	one
a	be	once
do	he	ask
to	me	friend
today	she	school
of	we	put
said	no	push
says	go	pull
are	so	full
were	by	house
was	my	our
is	here	
his	there	
has	where	
I	love	
you	come	
your	some	

### Year 2


door	gold	plant	clothes
floor	hold	path	busy
poor	told	bath	people
because	every	hour	water
find	great	move	again
kind	break	prove	half
mind	steak	improve	money
behind	pretty	sure	Mr
child	beautiful	sugar	Mrs
children	after	eye	parents
wild	fast	could	Christmas
climb	last	should	everybody
most	past	would	even
only	father	who	
both	class	whole	
old	grass	any	
cold	pass	many	




fire 


London 

city


smoke 


bucket 


house 


bakers 

Pudding Lane

King Charles 


Samuel Pepys 

diary 

water pump 

axe 

River Thames 

St Paul's Cathedral 

burned

destroyed 

# Reading

For Reading this week we want you to concentrate on your letter sounds again. On the slides you will see some green writing and these are statements from the Skills Ladder that we use in school. You can see the skills on the PowerPoint directly link to the statements on the Skills Ladder.

Attached on the slides are letter sounds for you to concentrate on just like last week. If you are a little stuck on how some of these initial sounds sound, then this link might be able to provide you with some support.

<https://www.youtube.com/watch?v=s6OiU2h3sUI>

Your spellings this week are:

**Mine**

**They**

**His**

**Your**

**Were**

Again these directly link to the statement of being able to read your common exception words.

Statements from skills ladder:

**Word Reading**

**I can say or sign 40 + sounds when I see them written down**

**I can blend and read words that contain 4 sounds**

**I can blend and read words containing 5 sounds**

a	b	c	d	e	f	g	h	i
j	k	l	m	n	o	p	q	r
s	t	u	v	w	x	y	z	ai
ar	ch	ck	ee	er	ff	ll	qu	ng
oa	oi	oo	or	ow	sh	ss	th	ur
zz	air	ear	igh	ure				

chip	farm	shop	for	thin	then
hurt	ring	cow	rain	coin	feet
dear	night	fair	boat	sure	boot
look	shut	ship	fish	dash	mash
shell	hiss	stop	such	much	right
chin	than	can	cash	rash	rang

# Spellings for week beginning 15.6.2020

Mine

They

His

Your

Were

These spellings are your Year 1  
common exception words.

Statement from skills ladder:

I can read some of the common irregular words (e.g. I, the, he, said, of)